

Tiranti per mandrini Pull studs for tool-holders ISO 7388/2 (JIS B 6339 - MAS 403 BT)

BTTOOL HOLDERS ISO 7388-2
JIS-B 6339 - MAS 403 BT**BTC**SIMILAR ISO 7388-2
FACE CONTACT

CARATTERISTICHE TECNICHE:

- Costruiti in acciaio da cementazione legati al NiCrMo
- Cementati profondità 0,5-0,7 mm; temprati, rinvenuti, sabbiati e bruniti HRC60±2
- Rettificati su tutto il profilo di aggancio e sede mandrino

TECNICAL FEATURES:

- Made of hardened NiCrMo steel alloy
- case hardened to 0,5-0,7 mm, hardened, tempered, sandblasted and polished HRC60 ± 2
- Ground on all the coupling profile and spindle seat

ul. Dziewosłęby 14/1, 04-403 Warszawa
Tel: +48 22 673 55 48
info@stmech.pl www.stmech.pl



ISO 7388-3 JD/JF - 45° (Mas 403 BT - 45°)

p. 305



ISO 7388-3 JD/JF - 60° (Mas 403 BT - 60°)

p. 305



MORI - SEIKI (MAS 403 BT 90°)

p. 306



JIS - B 6339 - 75°

p. 306



MAZAK - 45°

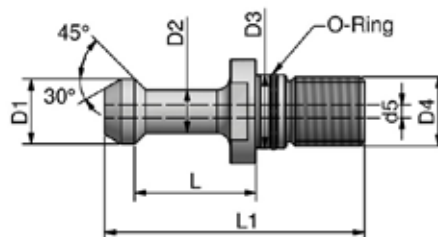
p. 307



OTT / MAS - BT

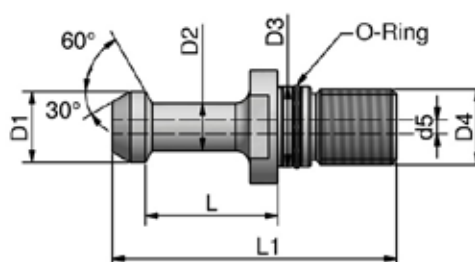
p. 307

CODOLI/PULL STUDS ISO 7388-3 JD/JF - 45° (Mas 403 BT - 45°)



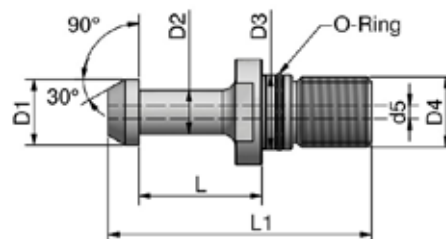
codice-code	d1	L	D2	D3	D4	d5 hole/foro	L1	α		application
FORATO WITH HOLE										
PST.B40.MASBT.45A-F3	15	28	10	17	M16	3	60	45°	with O-Ring	BT 40 - 45°
PST.B40.MASBT.45A-F4	15	28	10	17	M16	4	60	45°	with O-Ring	BT 40 - 45°
PST.B50.MASBT.45A-F6	23	35	17	25	M24	6	85	45°	with O-Ring	BT 50 - 45°
SENZA FORO WITHOUT HOLE										
PST.B30.MASBT.45B-X	11	18	7	12,5	M12	-	43	45°	without O-Ring	BT 30 - 45°
PST.B40.MASBT.45B	15	28	10	17	M16	-	60	45°	with O-Ring	BT 40 - 45°
PST.B50.MASBT.45B	23	35	17	25	M24	-	85	45°	with O-Ring	BT 50 - 45°

CODOLI/PULL STUDS ISO 7388-3 JD/JF - 60° (Mas 403 BT - 60°)



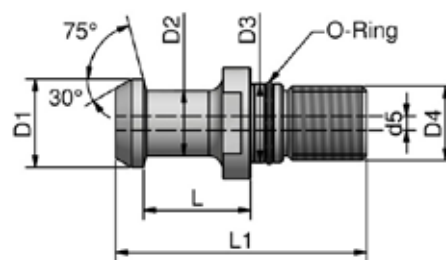
codice-code	d1	L	D2	D3	D4	d5 hole/foro	L1	α		application
FORATO WITH HOLE										
PST.B40.MASBT.60A-F3	15	28	10	17	M16	3	60	60°	with O-Ring	BT 40 - 60°
PST.B40.MASBT.60A-F4	15	28	10	17	M16	4	60	60°	with O-Ring	BT 40 - 60°
PST.B50.MASBT.60A-F6	23	35	17	25	M24	6	85	60°	with O-Ring	BT 50 - 60°
SENZA FORO WITHOUT HOLE										
PST.B40.MASBT.60B	15	28	10	17	M16	-	60	60°	with O-Ring	BT 40 - 60°
PST.B50.MASBT.60B	23	35	17	25	M24	-	85	60°	with O-Ring	BT 50 - 60°

CODOLI/PULL STUDS MORI - SEIKI (MAS 403 BT 90°)



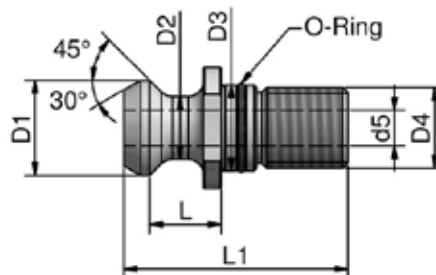
codice-code	d1	L	D2	D3	D4	d5 hole/foro	L1	α		application
FORATO WITH HOLE										
PST.B40.MASBT.90A-F4	15	28	10	17	M16	4	60	90°	with O-Ring	BT 40 - 90°
PST.B50.MASBT.90A-F6	23	35	17	25	M24	6	85	90°	with O-Ring	BT 50 - 90°
SENZA FORO WITHOUT HOLE										
PST.B40.MASBT.90B	15	28	10	17	M16	-	60	90°	with O-Ring	BT 40 - 90°
PST.B50.MASBT.90B	23	35	17	25	M24	-	85	90°	with O-Ring	BT 50 - 90°

CODOLI/PULL STUDS JIS - B 6339 - 75°



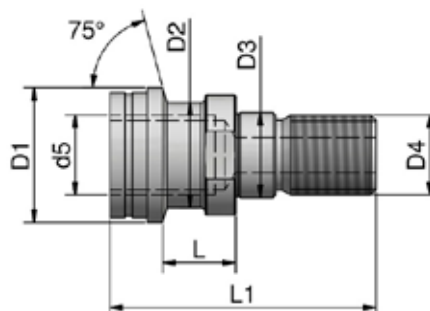
codice-code	d1	L	D2	D3	D4	d5 hole/foro	L1	α		application
FORATO WITH HOLE										
PST.B40.JISB6339.75A-F4	19	23	14	17	M16	4	54	75°	with O-Ring	BT40 - 75°
PST.B40.JISB6339.75A-F7	19	23	14	17	M16	7	54	75°	with O-Ring	BT40 - 75°
PST.B50.JISB6339.75A-F10	28	25	21	25	M24	10	74	75°	with O-Ring	BT50 - 75°
SENZA FORO WITHOUT HOLE										
PST.B40.JISB6339.75B	19	23	14	17	M16	-	54	75°	with O-Ring	BT40 - 75°
PST.B50.JISB6339.75B	28	25	21	25	M24	-	74	75°	with O-Ring	BT50 - 75°

CODOLI/PULL STUDS MAZAK - 45°



codice-code	d1	L	D2	D3	D4	d5 hole/foro	L1	α		application
FORATO WITH HOLE										
PST.B40.MAZAK.45A-F7	18,80	14,02	12,45	17	M16	7	44,1	45°	with O-Ring	BT 40
PST.B50.MAZAK.45A-F10	28,95	17,58	20,83	25	M24	10	65,2	45°	with O-Ring	BT 50
SENZA FORO WITHOUT HOLE										
PST.B40.MAZAK.45B	18,80	14,02	12,45	17	M16	-	44,1	45°	with O-Ring	BT 40

CODOLI/PULL STUDS OTT / MAS - BT



codice-code	d1	L	D2	D3	D4	d5 hole/foro	L1	α		application
FORATO WITH HOLE										
PST.B40.OTT-BT.56A	25	17,54	21,1	17	M16		56	75°	without O-Ring	BT 40
SENZA FORO WITHOUT HOLE										
PST.B40.OTT-BT.56B	25	17,54	21,1	17	M16	-	56	75°	without O-Ring	BT 40